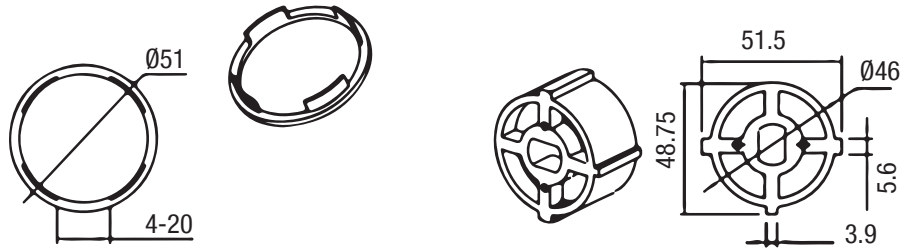


## adaptadores | 45mm

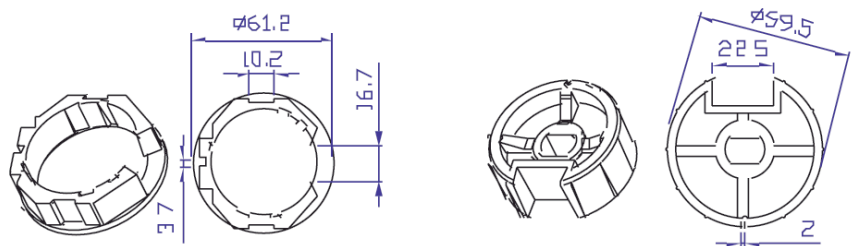
### Adaptador H100/L02

Redondo 51 mm para Motores de 45 mm  
Tubo 2" 1/8 espesor 1.25 a 1.41 mm.



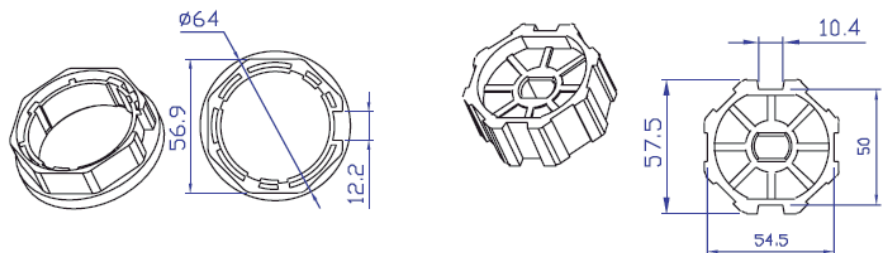
### Adaptador H14/L11

Redondo 59,5 mm para motores de 45 mm  
Tubo 2,5" (63,5 mm) pared 2mm



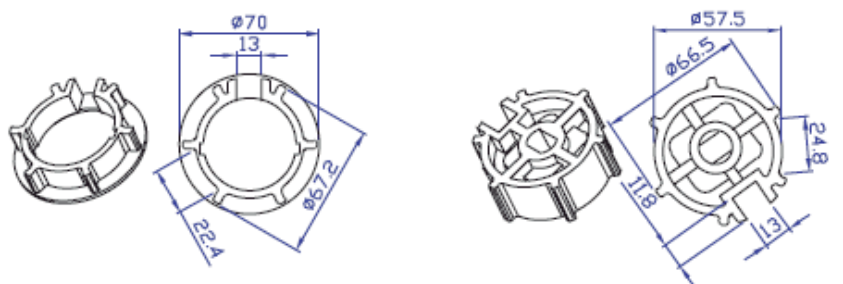
### Adaptador Octogonal 60mm H05/L39

Para Motores de 45 mm  
Tubo Octogonal 60 mm Chapa reforzada.  
reforzada.



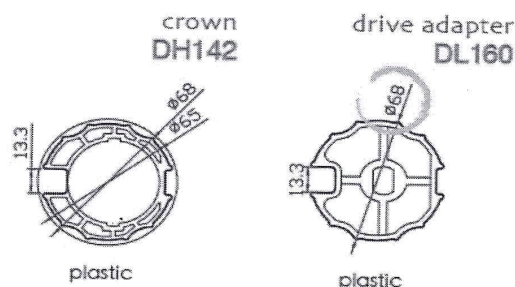
### Adaptador Nervado de 70mm H02/L05

para motores de 45 mm  
Caños redondos o nervados de 2" 3/4



### Adaptador Nervado de 70mm H142/ L60

Para motores de 45 mm  
Caño de chapa octogonal reforzado.

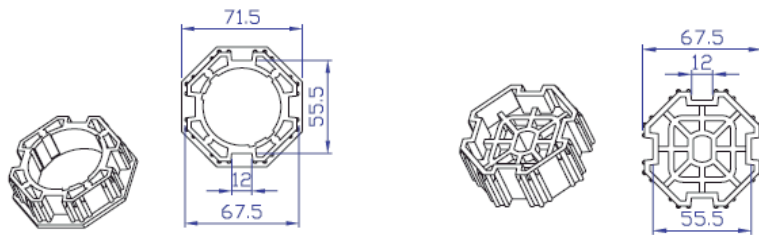


**Adaptador Octogonal de 70mm**

**H51/ L60 H08/L75**

Para motores de 45 mm

Caño de chapa octogonal reforzado.

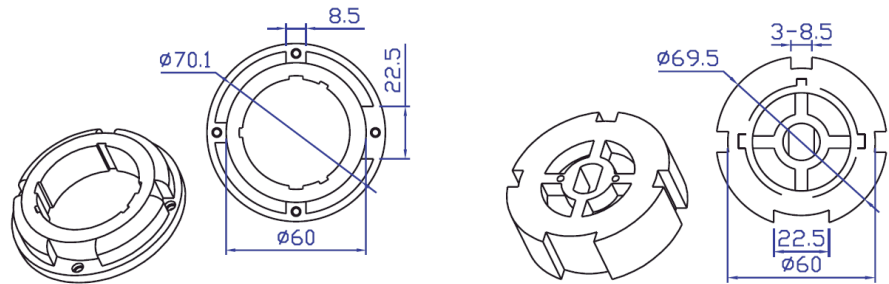


**Adaptador Redondo 69.5mm**

**H65/L75**

Para motores de 45 mm

Caño 3" espesor 3,2 mm

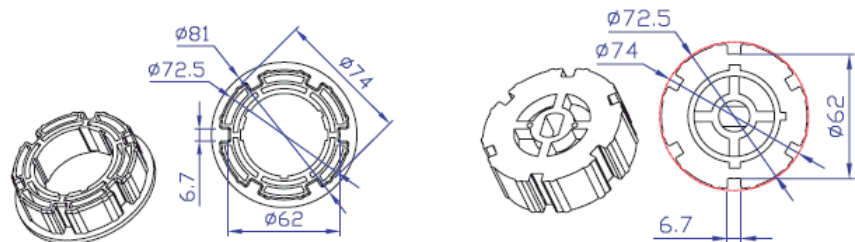


**Adaptador Redondo**

**H157/L173 H67/L78**

goma 74 mm para motores de 45 mm

Para tubos redondos de 3" pared 1,07 mm.

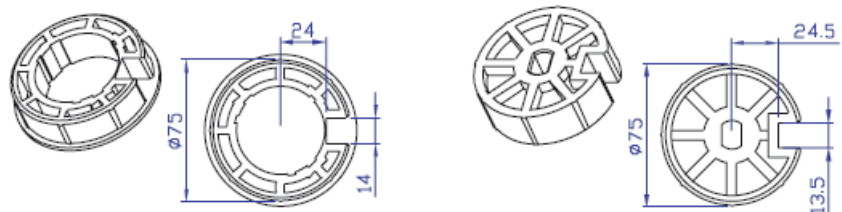


**Adaptador Redondo de 75mm**

**H35/L42**

Para motores de 45 mm

Caño reforzado de 80 mm 2,5 mm pared

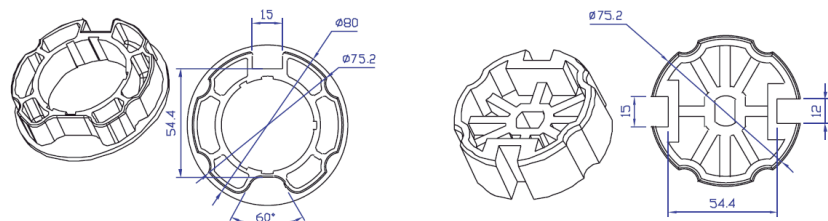


**Adaptador Redondo Nervado**

**75.2 mm H30/L34**

para motores de 45 mm

Para caño 80 mm espesor 2 mm

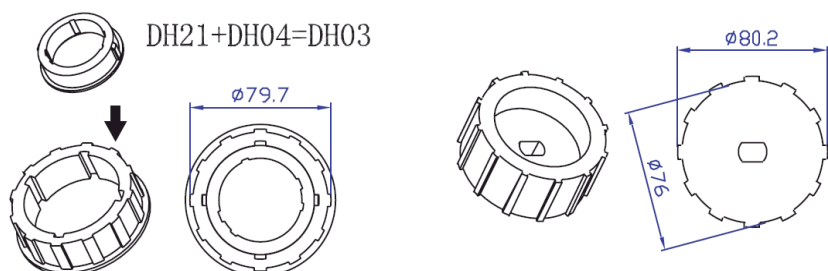


**Adaptador Redondo 80mm**

**H03 / L07**

Para motores de 45 mm

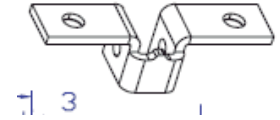
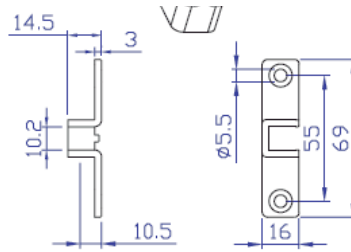
Caño 85 mm pared 2 mm



# herrajes 45mm

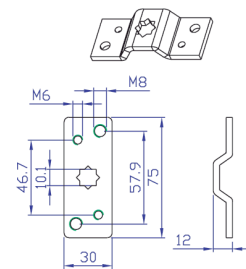
## Z02

Soporte para motores de 45mm



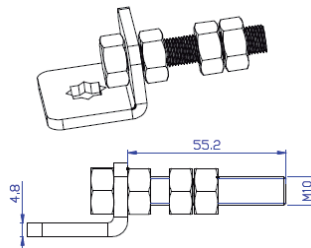
## D29A

Soporte estrella para motores de 45mm



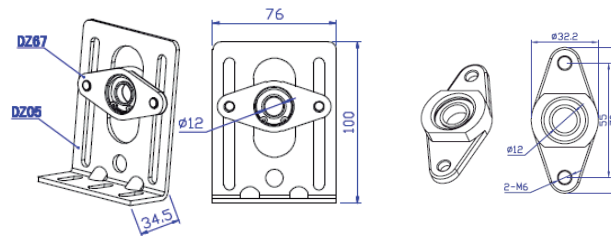
## Soporte Con Tornillo Z126

para motores 45mm



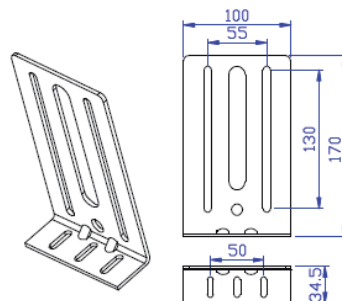
## Z107

Soporte con Ruleman Ajustable



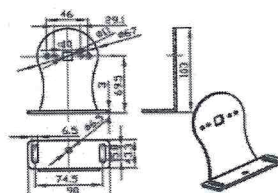
## Soporte Ajustable Z53

para usar con DZ03



## Z319B

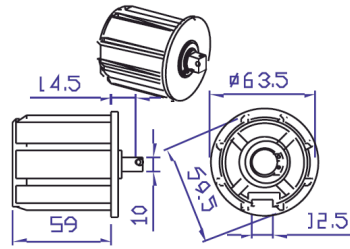
Bracket DM35/45 x 2u ambos+ dw 02



# punteras 45mm

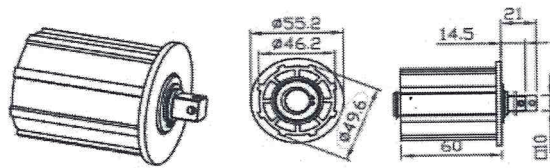
**W09**

Soporte para eje de 2,5" (59,5 mm Interior)



**W02**

Puntera de 50mm redondo DM 35/45



DW02